

Sapa Mentari

Sajian Pagi Menu Trading dari BRI Danareksa Sekuritas

Rabu, 18 Mei 2022



Disclaimer

The information contained in this report has been taken from sources which we deem reliable. However, none of BRI Danareksa Sekuritas and/or its affiliated companies and/or their respective employees and/or agents makes any representation or warranty (express or implied) or accepts any responsibility or liability as to, or in relation to, the accuracy or completeness of the information and opinions contained in this report or as to any information contained in this report or any other such information or opinions remaining unchanged after the issue thereof.

We expressly disclaim any responsibility or liability (express or implied) of BRI Danareksa Sekuritas, its affiliated companies and their respective employees and agents whatsoever and howsoever arising (including, without limitation for any claims, proceedings, action, suits, losses, expenses, damages or costs) which may be brought against or suffered by any person as a result of acting in reliance upon the whole or any part of the contents of this report and neither BRI Danareksa Sekuritas, its affiliated companies or their respective employees or agents accepts liability for any errors, omissions or misstatements, negligent or otherwise, in the report and any liability in respect of the report or any inaccuracy therein or omission there from which might otherwise arise is hereby expressly disclaimed.

The information contained in this report is not to be taken as any recommendation made by BRI Danareksa Sekuritas or any other person to enter into any agreement with regard to any investment mentioned in this document. This report is prepared for general circulation. It does not have regard to the specific person who may receive this report. In considering any investments you should make your own independent assessment and seek your own professional financial and legal advice.



DOWNLOAD BRIGHTS DAPET DUIT?

**CUAN BUAT EVERYBODY,
TANPA TERKECUALI!!**
Gratis Saldo RDN dan
Diskon Fee Transaksi.



#BRIGHTSlight

Fee 0.1% / 0.2% bagi Nasabah
Online pengguna BRIGHTS*

#BRIGHTSidea


FREE saldo RDN senilai
Rp 50.000 bagi pembukaan
rekening baru*

#BRIGHTSsmile

Free brokerage fee dengan
bertransaksi saham melalui
BRIGHTS*

brights

DOWNLOAD SEKARANG!



KEY INDEX PERFORMANCE

Domestic & Sectoral					
	Price	1D	1W	1M	YTD
IDX	6,644.99	0.70%	-8.73%	-8.81%	0.25%
JKIDX30	536.73	0.67%	-	-	-
LQ45	1004.12	0.82%	-8.24%	-3.83%	6.93%
JKNONCYC	676.24	0.07%	1.61%	3.17%	1.75%
JKINFRA	940.76	-0.89%	-6.13%	-2.67%	-1.05%
JKHEALTH	1,457.98	0.91%	1.74%	1.74%	1.74%
JKCYCLIC	912.82	1.09%	-	-4.89%	0.29%
JKINDUST	1,241.81	0.49%	-2.59%	0.79%	19.20%
JKTECHNO	7,030.52	-0.12%	-19.12%	-22.44%	-21.74%
JKTRANS	1,968.67	1.07%	1.99%	-1.15%	21.79%
JKENERGY	1,643.64	3.34%	-1.75%	-1.61%	39.58%
JKBASIC	1,318.90	1.13%	-4.32%	-5.94%	5.65%
JKFINANCE	1,468.98	0.25%	-10.41%	-	-4.03%
JKII	591.48	0.21%	-4.59%	-2.80%	5.12%
JKISSI	200.75	0.43%	5.76%	5.76%	5.76%
Global					
Dow Jones	32,654	1.34%	-2.14%	-6.54%	-11.40%
S&P 500	4,008.85	2.02%	-2.41%	-8.39%	-15.57%
NASDAQ	11,984.52	2.76%	-2.80%	-11.58%	-24.54%
EIDO, VIX & DXY					
EIDO	23.58	1.38%	-7.03%	-4.59%	1.35%
VIX	26.10	-4.99%	-4.37%	27.18%	67.65%
DXY	103.340	-0.83%	0.79%	4.17%	9.33%
Europe					
FTSE	7,518.35	0.72%	0.41%	-2.60%	0.46%
GDAXI	14,185.94	1.59%	2.59%	-0.96%	-
CAC40	6,430.19	1.30%	1.67%	-3.44%	-11.05%
Asean & Regional					
Thailand (SET)	1,614.49	1.90%	-2.77%	-5.37%	-4.42%
Malaysia (KLCI)	1,548.60	0.27%	-1.27%	-2.81%	-1.47%
China (SSEC)	3,093.70	0.65%	2.76%	-3.95%	-15.26%
Hong Kong (HSI)	20,602.52	3.27%	-0.52%	-7.53%	-14.95%
Singapore (STI)	2,589.65	1.98%	-3.06%	-4.34%	4.46%
Japan (N225)	26,659.75	0.42%	-2.13%	-2.46%	-8.21%
Korea (KS11)	2,620.44	0.92%	-1.52%	-3.41%	-12.54%

CURRENCY AND BOND YIELD

	Rate	1D	1W	1M	YTD
USD/IDR	14,647	0.02%	0.80%	1.88%	2.54%
USD/JPY	129.45	0.04%	-1.03%	2.26%	12.28%
EUR/USD	1.0548	0.01%	-1.32%	-3.65%	-8.41%
GBP/USD	1.2488	-0.02%	-0.59%	-6.08%	-9.35%
ID10YR	7.489	1.32%	7.14%	8.32%	17.74%
US10YR	2.995	0.85%	-6.82%	3.55%	93.68%

COMMODITY

	Price	1D	1W	1M	YTD
Nickel	26,430	-0.45%	-8.97%	-17.47%	31.90%
Coal	399.65	5.80%	0.95%	14.30%	187.79%
Gold	1,813.20	0.28%	-3.78%	-8.21%	-1.00%
Silver	21.57	0.32%	-5.21%	-18.29%	-9.54%
Copper	423.65	0.70%	-1.26%	-11.72%	-6.19%
Tin	33,866	0.00%	-22.47%	-22.47%	-
Palm Oil	6.114	-0.41%	-1.53%	1.91%	34.72%
Oil (Brent)	112.68	-1.37%	-0.55%	-0.43%	42.99%
Oil (WTI)	111.03	-2.78%	0.91%	3.00%	46.47%

Source : investing.com, Barchart



FOKUS HARI INI

*Rekomendasi kami pada halaman ini menggunakan proyeksi 1 tahun buku, kecuali ada update perkembangan selanjutnya.

▶ Consumer sector (Overweight) : Threats from Higher Wheat Prices

India telah melarang ekspor gandum yang mengakibatkan kenaikan harga +12.5% tiap minggu (+8.9% MoM) yang akan berdampak negatif terhadap pendapatan MYOR, ICBP dan INDF. Kami melihat adanya kenaikan konsumsi domestik di bulan Ramadhan dan berlanjut saat libur panjang sebagai cerminan pemulihan ekonomi. Lebih lanjut, kami melihat UNVR masih diperdagangkan dibawah harga rata-rata dan SIDO masih memiliki potensi mengingat tidak bergantung pada bahan baku impor.

Full report : [Klik disini](#)

▶ Indonesia Trade Balance Update April 2022

Neraca perdagangan April 2022 tercatat surplus USD7.56bn ditopang oleh ekspor sebesar USD27.32bn (+47.76% YoY) dan impor sebesar USD19.76bn (+21.97% YoY). Ekspor migas dan non-migas tumbuh masing-masing +48.93% YoY dan +47.69% YoY. Impor migas dan non migas tumbuh masing-masing +88.49% YoY dan +12.47% YoY. Selain itu, tercatat ada penurunan impor secara bulanan dikarenakan penurunan impor mesin & peralatan mekanis -17.68% MoM dan besi & baja -18.23% MoM, sementara impor minyak tumbuh +85.81% MoM.

Source : BRI Danareksa Sekuritas

▶ Kino Indonesia (KINO) : Target Penjualan FY22

KINO menargetkan penjualan FY22 dapat meningkat sekitar 10%-20% YoY ditopang oleh aktivitas masyarakat yang sudah lebih normal dibanding sebelumnya. Selain itu, tercatat penjualan 1Q22 sebesar IDR1.13tn (+17.69% YoY) ditopang oleh segmen minuman dan perawatan tubuh masing-masing IDR659.64bn (+71.74% YoY) dan IDR341.85bn. Selanjutnya penjualan segmen makanan dan farmasi dilaporkan masing-masing sebesar IDR121.33bn dan IDR11.29bn sehingga laba 1Q22 tercatat sebesar IDR47.22bn (+186.52% YoY).

Source : Kontan

▶ Phapros (PEHA) : Perolehan Kinerja 1Q22

PEHA mencatatkan penjualan 1Q22 senilai IDR269.25bn (+19.51% YoY) ditopang oleh kesadaran masyarakat Indonesia atas pentingnya obat dan vitamin. Saat ini, sektor farmasi masuk kedalam sektor prioritas dalam *Making Indonesia 4.0* sehingga investor asing dapat berinvestasi hingga level 100% yang menyebabkan saham-saham sektor farmasi masih dinilai prospektif.

Source : Kontan

▶ Corporate Action

1. Public Exposure: BUKK, CINT, CSRA, KUAS, META, MPMX, SKLT
2. RUPS: BUKK, BYAN, CSRA, IATA, KUAS, MPMX, MYOH, PTDU, SKLT, TURI, WIFI
3. Cum Date Cash Devidend: PNGO, SMSM
4. Ex Date Cash Devidend: AKRA, BSSR, CCSI, SDPC
5. Ex Date Right Issue: BANK



Trading Ideas

oleh Hadyatma Dahna Marta – Technical Analyst BRIDS

Composite Daily



S2	S1	R1	R2
6,542	6,628	6,700	6,750

Last Price: 6,644

- IHSG diprediksi bergerak mixed cenderung menguat terbatas
- Indikator MACD negatif melemah
- Indikator Stochastic melemah dalam oversold
- Indikator RSI melemah dalam oversold

ADRO – Trading Buy



TP1	TP2	SL1	SL2
3,290	3,350	3,140	3,060

Last Price : 3,220

Trading Range : 3,060 – 3,350

- Volume transaksi stabil dibawah rata-rata
- Indikator MACD negatif melemah
- Indikator Stochastic netral konsolidasi
- Indikator RSI netral konsolidasi

MDKA – Buy On Weakness



TP1	TP2	SL1	SL2
4,610	4,730	4,350	4,220

Last Price : 4,480

Trading Range : 4,220 – 4,730

- Volume transaksi meningkat diatas rata-rata
- Indikator MACD negatif menguat
- Indikator Stochastic oversold
- Indikator RSI oversold

LSIP – Buy On Reversal



TP1	TP2	SL1	SL2
1,370	1,385	1,340	1,325

Last Price : 1,355

Trading Range : 1,325 – 1,385

- Volume transaksi stabil dibawah rata-rata
- Indikator MACD negatif melemah
- Indikator Stochastic netral menguat
- Indikator RSI netral menguat

PMMP - Sell



TP1	TP2	SL1	SL2
356	352	366	372

Last Price: 360

Trading Range : 352 - 372

- Volume transaksi stabil dibawah rata-rata
- Indikator MACD negatif menguat
- Indikator Stochastic melemah dalam area oversold
- Indikator RSI melemah dalam area oversold

BMTR - Sell



TP1	TP2	SL1	SL2
250	248	256	260

Last Price : 252

Trading Range : 248 - 260

- Volume transaksi meningkat dibawah rata-rata
- Indikator MACD negatif menguat
- Indikator Stochastic melemah menuju area oversold
- Indikator RSI melemah menuju area oversold

STOCK PICK

TREND TRADE						
Code	Action	Call Price	Last Price	Target Price	Stop Loss	Remarks
FREN	BUY	85	80	100	67	Bullish Reversal Potentially Day 17
POWR	BUY	710	700	780	680	Rebound From Lower Day 4
LINK	BUY	4.460	4.460	4.800	4.350	Ascending Triangle Day 3

Catatan:

Trend Trade/Minor Trend memiliki rentang waktu hold position dalam 30 hari. *rekomendasi baru
Call Price adalah harga pada saat rekomendasi dikeluarkan

SWING TRADE						
Code	Action	Call Price	Last Price	Target Price	Stop Loss	Remarks
ESSA	BUY	1.250	1.195	1.400	1.100	Rebound From Lower Day 7
ITMG	BUY	29.500	33.300	32.350	27.700	Bullish Trend Day 3
GGRM	BUY	30.350	30.300	32.000	29.925	Rectangle Pattern Day 3

Catatan:

Swing Trade memiliki rentang waktu hold position dalam 3-10 hari. *rekomendasi baru
Call Price adalah harga pada saat rekomendasi dikeluarkan

DAY TRADE										
NO	CODE	LAST PRICE	PREV DAY	Δ	% CHG	ACTION	TP1	TP2	SL1	SL2
1	ADRO	3220	3210	10	0,31%	BUY	3.290	3.350	3.140	3.060
2	MDKA	4480	4380	100	2,28%	BUY	4.610	4.730	4.350	4.220
3	LSIP	1355	1340	15	1,12%	BUY	1.370	1.385	1.340	1.325
4	INDY	2710	2630	80	3,04%	BUY	2.750	2.780	2.660	2.610
5	BBNI	8450	8250	200	2,42%	BUY	8.675	8.900	8.200	7.975
6	AKRA	1020	1005	15	1,49%	BUY	1.050	1.080	990	965
7	MPMX	1255	1195	60	5,02%	BUY	1.280	1.305	1.205	1.160
8	BBTN	1665	1645	20	1,22%	BUY	1.645	1.625	1.685	1.700
9	HRUM	10975	10525	450	4,28%	BUY	11.100	11.225	10.725	10.475
10	PMMP	360	366	-6	-1,64%	SELL	356	352	366	372
11	BMTR	252	256	-4	-1,56%	SELL	250	248	256	260
12	HMSP	1025	1045	-20	-1,91%	SELL	1.010	995	1.045	1.065
13	DGNS	280	294	-14	-4,76%	SELL	274	268	292	304
14	MYOR	1610	1710	-100	-5,85%	SELL	1.570	1.530	1.680	1.750
15	MTDL	715	720	-5	-0,69%	SELL	700	685	740	760

Keterangan Day Trade Stock Pick :

1. Data kumpulan saham diambil dari BRIDS Technical Universe
2. Data diurutkan berdasarkan value transaksi terbesar selama 20 hari bursa terakhir
3. SL1 (Stop Loss 1) = Batas bawah pertama yang direkomendasikan untuk melakukan CUT LOSS
4. SL2 (Stop Loss 2) = Batas bawah kedua yang direkomendasikan untuk melakukan CUT LOSS
5. TP1 (Target Price 1) = Batas atas pertama yang direkomendasikan untuk melakukan TAKE PROFIT
6. TP2 (Target Price 2) = Batas atas kedua yang direkomendasikan untuk melakukan TAKE PROFIT




Sales Team

Ferdi Armand Hanafi


Head - Retail Customer Distribution

 ferdi.hanafi@bridanareksasekuritas.co.id


 (021) 50914100

I Wayan Satia Jaya

Branch Manager - Coordinator


 Palembang, Depok

 satia@bridanareksasekuritas.co.id


 (021) 78849149

Rudy Ruslim

Branch Manager


 Mangga Dua


 rudyr@bridanareksasekuritas.co.id


 (021) 62301988

Upik Yuzarni

Branch Manager

 Pondok Indah

 upik_y@bridanareksasekuritas.co.id


 (021) 29555777

Maryadi Suwondo

Branch Manager


 Bandung


 maryadi@bridanareksasekuritas.co.id


 (022) 860 210 30

Yahuda Nawa Yanukrisna

Branch Manager


 Yogyakarta, Solo, Semarang

 yahuda@bridanareksasekuritas.co.id


 (0274) 551181

Rachma Yudyawati

Branch Manager

 Surabaya, Malang


 rachma@bridanareksasekuritas.co.id


 (031) 5345888

Martha Hidayat

Branch Manager


 Medan


 marthah@bridanareksasekuritas.co.id


 (061) 4528100

Umar Bin Aziz

Branch Manager

 Makassar

 umarba@bridanareksasekuritas.co.id

 (0411) 8114011